



Round 7
MX Farm - Gympie - Qld
11 August 2024

THOR

THOR MX1


Practice/Qualifying

Date: 11/08/24
 Event: Q05
 Weather: Partly Cloudy - Temp: 19.3C
 Track: Good

Started at: 09:22:59
 Laps: 20 Min
 Starters: 36
 Posted at: 9:49 AM

PROVISIONAL CLASSIFICATION

Pos	No	Name	Machine	Fastest Lap	On Lap	Behind Leader	Behind Prev
1	14	Jed BEATON (VIC) / CDR Yamaha Monster Energy	Yamaha YZF 450	1:54.165	9 of 10		
2	96	Kyle WEBSTER (VIC) / Boost Mobile Honda Racing	Honda CRFR 450	1:54.289	10 of 10	.124	.124
3	4	Luke CLOUT (NSW) / Empire Kawasaki	Kawasaki KX 450	1:55.111	8 of 9	.946	.822
4	5	Kirk GIBBS (QLD) / GASGAS Racing Team	GasGas MC 450	1:55.331	6 of 10	1.166	.220
5	199	Nathan CRAWFORD (QLD) / KTM Racing Team	KTM SXF 450	1:55.554	10 of 10	1.389	.223
6	8	Zachary WATSON (QLD) / Rising M-sports / Husqvarna / APO / Dritimes / Forth / Fist / Dixon / ATR	Husqvarna FC 450	1:56.038	6 of 10	1.873	.484
7	145	Maximus PURVIS (VIC) / Yamaha Bulk Nutrients Racing Team	Yamaha YZF 450	1:56.847	7 of 9	2.682	.809
8	24	Brett METCALFE (SA) / GO24 Penrite Racing Team	Kawasaki KX 450	1:57.109	6 of 9	2.944	.262
9	485	Caleb WARD (QLD) / Peak Air Conditioning / Contour Works / JRs M-cycles / SJ Lloyd Construction	Husqvarna FC 450	1:57.665	6 of 9	3.500	.556
10	47	Todd WATERS (QLD) / Raceline Husqvarna Tdub Racing Team / Terriquip / Motorex / Maxxis / WP	Husqvarna FC 450	1:57.684	6 of 10	3.519	.019
11	20	Wilson TODD (QLD) / Team HRC Honda Racing Australia / Terrafirma / Froth	Honda CRF 450	1:57.857	8 of 9	3.692	.173
12	23	Levi ROGERS (QLD) / Caloundra Motorcycle Centre	Beta RX 450	1:57.936	8 of 9	3.771	.079
13	162	Luke ZIELINSKI (QLD) / Raceline Perform. / Trac-Rite Suspension / TDub / MX Store / Lusty Industries	Husqvarna FC 450	1:59.093	6 of 9	4.928	1.157
14	215	Liam JACKSON (QLD) / Elliott Brothers / Oates Mx / JW Jackson & Sons Transport	GasGas MC 450	2:00.477	8 of 9	6.312	1.384
15	45	Hayden MELLROSS (NSW) / Mellross Homes / KTM Newcastle / Chris Woods Perform. / Rival Ink / Guts	KTM SXF 450	2:00.871	9 of 9	6.706	.394
16	70	Ben NOVAK (NSW) / Froth Honda Fly Racing	Honda CRFR 450	2:01.900	8 of 9	7.735	1.029
17	28	Cooper HOLROYD (NSW) / Lusty Industries / Truckserv / MX Express / Apro M-sport / City Coast M-c	Yamaha YZF 450	2:01.905	6 of 9	7.740	.005
18	69	Lochie LATIMER (QLD) / TDUB / Fist / Castrol / Bridgestone / Lochie Latimer MX Coaching / SPP Graphics	Yamaha YZF 450	2:01.985	8 of 9	7.820	.080
19	27	Liam ATKINSON (QLD) / Dixie Holdings / Ace Haulage / Buddens T-port / Fox / JR Factory Services	KTM SXF 350	2:01.350	6 of 9	7.185	
20	79	Jacob SWEET (VIC) / BIs Suspension / Alpine M-cycles / Leatt / Motul / Pirelli	Yamaha YZF 250	2:02.109	8 of 8	7.944	.759
21	84	Siegah WARD (SA) / Ride Red Privateer Program / Seamaydence / AEC / Dunlop / Pitman M-cycles	Honda CRFR 450	2:02.163	9 of 9	7.998	.054
22	49	Cody O'LOAN (QLD) / Moto 1 M-cycles / Underclass / Link Logic / Neilsens Painting / Banana Bites	Honda CRFR 450	2:02.617	6 of 9	8.452	.454
23	174	Sam LARSEN (QLD)	Yamaha YZF 450	2:02.965	6 of 9	8.800	.348
24	415	Cody SCHAT (QLD)	KTM SXF 450	2:03.381	9 of 9	9.216	.416
25	132	Andrew WILKSCH (VIC) / Beta Aust. / Caloundra M-cycle Centre / Jerusalem Creek Holiday Park	Beta RX 450	2:03.676	8 of 8	9.511	.295


 Chief Timekeeper - Scott Laing


 Race Director - Mark Hancock





Round 7
MX Farm - Gympie - Qld
11 August 2024

THOR

THOR MX1
Practice/Qualifying

Date: 11/08/24
 Event: Q05
 Weather: Partly Cloudy - Temp: 19.3C
 Track: Good

Started at: 09:22:59
 Laps: 20 Min
 Starters: 36
 Posted at: 9:49 AM

PROVISIONAL CLASSIFICATION

Pos	No	Name	Machine	Fastest Lap	On Lap	Behind Leader	Behind Prev
26	51	Robbie MARSHALL (QLD) / EFS Solar / Sheds N Homes Gold Coast / MPE	Husqvarna FC 450	2:04.882	6 of 9	10.717	1.206
27	22	Jesse BISHOP (QLD) / Ace Wholesalers	Honda CRFR 450	2:05.874	5 of 9	11.709	.992
28	40	Kye ORCHARD (QLD) / Brisbane M-cycles / J&M Orchard Carpentry / Shield Building Approvals	Yamaha YZF 450	2:06.661	5 of 8	12.496	.787
29	32	Joel CIGLIANO (NSW) / Team Green Kawasaki / Pro-Moto Susp. / Rekluse / JSC Earthworx / Bolt Everywhere	Kawasaki KX 450	2:06.784	8 of 9	12.619	.123
30	56	Riley STEPHENS (NSW) / Honda Genuine Ride Red	Honda CRFR 450	2:07.032	5 of 8	12.867	.248
31	7	Harrison FOSTER (NSW) / Hunter Valley Steel / Hunter Valley M-sports / Team Green Kawasaki	Kawasaki KX 450	2:08.993	7 of 8	14.828	1.961
32	86	Jett KIPPS (VIC) / Winner M-c / Peter Stevens M-c / KTM Aust. / Gas Imports / Michelin / Thor	KTM SXF 450	2:10.471	5 of 8	16.306	1.478
33	241	Levi SAYER (NSW)	Yamaha YZF 450	2:11.098	5 of 9	16.933	.627
34	751	Tony CORVASCE (QLD)	Honda CRFR 450	2:14.557	7 of 8	20.392	3.459
35	71	Kane NOVAK (NSW) / Novak Signs	KTM SXF 250	2:18.005	7 of 8	23.840	3.448
36	231	James DAVISON (NSW) / Mountain Race Shop / MCAS Canberra / Coates Hire / R31 MX Coaching	Kawasaki KX 450	2:12.970	7 of 8	18.805	

*** Riders 27 (Liam ATKINSON (QLD)) and 231 (James DAVISON (NSW)) - 3 position penalties imposed by Clerk of Course for jumping on lap 1 ***

*** ALL RIDERS QUALIFY. TOP 10 RIDERS PROGRESS TO SUPERPOLE ***

The results are provisional until the end of the time limit for protests and appeals.


 Chief Timekeeper - Scott Laing


 Race Director - Mark Hancock



www.computime.com.au
COMPUTIME RACE TIMING SYSTEMS PTY LTD





Round 7
MX Farm - Gympie - Qld
11 August 2024

THOR

THOR MX1
Practice/Qualifying

Date: **11/08/24**
 Event: **Q05**
 Weather: **Partly Cloudy - Temp: 19.3C**
 Track: **Good**

Started at: **09:22:59**
 Laps: **20 Min**
 Starters: **36**
 Posted at: **9:49 AM**


PROVISIONAL LAP TIMES

No	Name	Lap 1	Lap 2	Lap 3	Lap 4	Lap 5	Lap 6	Lap 7	Lap 8	Lap 9	Lap 10
4	Luke CLOUT (NSW)	2:56.352	2:05.347	2:04.951	2:08.653	2:10.513	1:55.885	2:28.535	1:55.111	2:27.092	
5	Kirk GIBBS (QLD)	3:00.863	2:05.925	2:03.070	2:05.882	2:11.895	1:55.331	2:06.251	1:59.897	2:18.142	1:55.432
7	Harrison FOSTER (NSW)	3:30.590	2:22.621	2:21.176	2:22.917	2:10.816	2:29.641	2:08.993	2:42.898		
8	Zachary WATSON (QLD)	2:50.752	2:02.496	2:01.410	2:03.369	2:06.769	1:56.038	2:08.534	2:13.095	2:06.710	2:20.371
14	Jed BEATON (VIC)	2:59.327	2:05.807	1:59.578	1:58.774	2:17.963	1:55.935	2:23.947	2:21.053	1:54.165	2:11.416
20	Wilson TODD (QLD)	3:04.979	2:07.765	2:30.112	2:16.940	2:14.002	1:58.070	2:14.411	1:57.857	2:08.420	
22	Jesse BISHOP (QLD)	3:24.711	2:12.845	2:17.266	2:16.079	2:05.874	2:23.044	2:08.079	2:09.589	2:24.659	
23	Levi ROGERS (QLD)	3:12.724	2:09.702	2:03.856	2:29.498	2:19.767	1:59.181	2:14.634	1:57.936	2:16.604	
24	Brett METCALFE (SA)	4:03.023	2:46.547	2:10.491	2:07.095	2:06.870	1:57.109	2:13.867	1:57.135	3:08.480	
27	Liam ATKINSON (QLD)	3:49.717	2:05.915	2:21.891	2:17.957	2:01.563	2:01.350	2:39.054	2:02.299	3:14.573	
28	Cooper HOLROYD (NSW)	3:06.963	2:14.913	2:08.550	2:07.370	2:18.377	2:01.905	2:18.447	2:04.445	2:09.636	
32	Joel CIGLIANO (NSW)	3:17.352	2:14.455	2:14.110	2:43.231	2:08.461	2:07.463	2:47.453	2:06.784	2:35.707	
40	Kye ORCHARD (QLD)	3:46.384	2:24.340	2:16.327	2:15.644	2:06.661	2:44.898	2:07.654	2:41.194		
45	Hayden MELLROSS (NSW)	3:28.783	2:15.386	2:09.683	2:07.900	2:03.239	2:21.283	2:01.160	2:27.325	2:00.871	
47	Todd WATERS (QLD)	2:58.258	2:05.511	2:04.462	2:01.750	2:12.597	1:57.684	2:11.049	1:58.846	2:06.886	1:57.802
49	Cody O'LOAN (QLD)	3:12.026	2:11.918	2:08.247	2:13.262	2:04.107	2:02.617	2:39.140	2:03.840	2:05.008	
51	Robbie MARSHALL (QLD)	3:03.231	2:11.434	2:06.188	2:10.099	2:26.931	2:04.882	2:15.842	2:05.131	2:24.542	
56	Riley STEPHENS (NSW)	3:16.227	2:13.695	2:16.570	2:37.552	2:07.032	2:38.891	2:11.193	2:58.574		
69	Lochie LATIMER (QLD)	3:54.799	2:17.002	2:24.439	2:12.438	2:03.695	2:03.559	2:13.339	2:01.985	2:36.697	
70	Ben NOVAK (NSW)	3:21.619	2:22.363	2:53.848	2:16.285	2:02.783	2:10.500	2:03.644	2:01.900	2:56.696	
71	Kane NOVAK (NSW)	3:32.997	2:26.931	2:30.052	2:25.566	2:20.147	4:15.712	2:18.005	2:37.864		
79	Jacob SWEET (VIC)	3:19.670	2:09.713	2:05.247	2:14.402	2:12.197	2:02.497	2:30.458	2:02.109		
84	Siegah WARD (SA)	3:44.388	2:24.993	2:16.052	2:25.479	2:04.425	2:04.601	2:34.078	2:15.915	2:02.163	
86	Jett KIPPS (VIC)	3:26.197	2:20.250	2:19.264	3:03.213	2:10.471	3:03.974	2:15.104	2:11.601		
96	Kyle WEBSTER (VIC)	3:10.957	2:09.139	2:01.941	2:04.126	2:15.776	1:55.458	2:16.160	1:55.533	2:10.896	1:54.289
132	Andrew WILKSCH (VIC)	3:48.965	2:43.335	2:06.536	2:23.011	2:05.348	2:14.461	2:30.678	2:03.676		
145	Maximus PURVIS (VIC)	3:27.596	2:10.384	2:16.999	2:05.856	2:03.304	2:19.748	1:56.847	2:11.975	1:58.369	
162	Luke ZIELINSKI (QLD)	3:01.801	2:06.540	2:02.958	2:05.932	2:11.162	1:59.093	3:13.737	2:01.161	2:25.467	
174	Sam LARSEN (QLD)	3:13.509	2:14.527	2:10.937	2:23.440	2:04.912	2:02.965	2:31.973	2:04.144	2:04.621	
199	Nathan CRAWFORD (QLD)	3:02.396	2:07.982	2:03.336	2:06.001	2:13.291	1:55.674	2:09.970	2:02.299	2:02.926	1:55.554
215	Liam JACKSON (QLD)	3:05.053	2:13.489	2:10.802	2:22.619	2:11.068	2:02.020	2:03.687	2:00.477	2:25.965	
231	James DAVISON (NSW)	3:17.972	2:18.931	2:17.350	2:20.284	2:13.591	3:26.595	2:12.970	2:42.083		
241	Levi SAYER (NSW)	3:22.899	2:19.793	2:21.023	2:23.775	2:11.098	2:23.839	2:33.867	2:14.752	2:12.845	
415	Cody SCHAT (QLD)	3:19.220	2:29.824	2:32.246	2:06.789	2:15.708	2:07.190	2:03.434	2:33.427	2:03.381	
485	Caleb WARD (QLD)	3:02.902	2:09.075	2:05.437	2:05.464	2:12.219	1:57.665	2:11.354	1:59.560	2:43.296	
751	Tony CORVASCE (QLD)	3:42.085	2:24.578	2:12.582	2:25.194	3:09.452	2:17.911	2:14.557	2:36.120		

*** Riders 27 (Liam ATKINSON (QLD)) and 231 (James DAVISON (NSW)) - 3 position penalties imposed by Clerk of Course for jumping on lap 1 ***

*** ALL RIDERS QUALIFY. TOP 10 RIDERS PROGRESS TO SUPERPOLE ***

The results are provisional until the end of the time limit for protests and appeals.


 Chief Timekeeper - Scott Laing


 Race Director - Mark Hancock



www.computime.com.au
COMPUTIME RACE TIMING SYSTEMS PTY LTD





Round 7
MX Farm - Gympie - Qld
11 August 2024

THOR

THOR MX1
Practice/Qualifying

Date: 11/08/24
 Event: Q05
 Weather: Partly Cloudy - Temp: 19.3C
 Track: Good

Started at: 09:22:59
 Laps: 20 Min
 Starters: 36
 Posted at: 9:49 AM

PROVISIONAL SECTOR TIMES

Lap	Sector 1	Sector 2	Sector 3	Lap Time	Lap	Sector 1	Sector 2	Sector 3	Lap Time
4 Luke CLOUT (NSW) (3rd)					8	53.295	29.675	50.125	2:13.095
1	1:23.944	37.319	55.089	2:56.352	9	46.586	30.497	49.627	2:06.710
2	50.862	27.406	47.079	2:05.347	10	54.229	29.112	57.030	2:20.371
3	49.535	27.754	47.662	2:04.951					
4	53.289	27.751	47.613	2:08.653	14 Jed BEATON (VIC) (1st)				
5	49.951	28.761	51.801	2:10.513	1	1:29.057	35.650	54.620	2:59.327
6	45.903	26.048	43.934	1:55.885	2	50.760	28.211	46.836	2:05.807
7	1:01.232	32.231	55.072	2:28.535	3	47.412	27.191	44.975	1:59.578
8	45.275	25.811	44.025	1:55.111	4	47.260	26.598	44.916	1:58.774
9	59.308	31.250	56.534	2:27.092	5	52.118	30.533	55.312	2:17.963
5 Kirk GIBBS (QLD) (4th)					6	45.674	26.261	44.000	1:55.935
1	1:29.099	37.486	54.278	3:00.863	7	1:00.491	30.250	53.206	2:23.947
2	51.275	27.949	46.701	2:05.925	8	58.819	29.947	52.287	2:21.053
3	48.783	27.195	47.092	2:03.070	9	44.535	25.862	43.768	1:54.165
4	51.329	27.620	46.933	2:05.882	10	51.930	29.264	50.222	2:11.416
5	51.214	28.305	52.376	2:11.895	20 Wilson TODD (QLD) (11th)				
6	45.663	25.801	43.867	1:55.331	1	1:33.215	38.674	53.090	3:04.979
7	50.726	28.417	47.108	2:06.251	2	51.869	28.424	47.472	2:07.765
8	45.677	26.496	47.724	1:59.897	3	1:14.706	28.026	47.380	2:30.112
9	56.077	27.373	54.692	2:18.142	4	50.339	31.029	55.572	2:16.940
10	45.486	25.686	44.260	1:55.432	5	52.972	30.319	50.711	2:14.002
7 Harrison FOSTER (NSW) (31th)					6	47.328	26.441	44.301	1:58.070
1	1:42.646	42.687	1:05.257	3:30.590	7	57.583	29.856	46.972	2:14.411
2	58.946	30.759	52.916	2:22.621	8	46.033	26.554	45.270	1:57.857
3	57.937	30.421	52.818	2:21.176	9	51.604	27.117	49.699	2:08.420
4	54.235	31.875	56.807	2:22.917	22 Jesse BISHOP (QLD) (27th)				
5	52.528	28.831	49.457	2:10.816	1	1:39.926	43.079	1:01.706	3:24.711
6	1:02.646	33.095	53.900	2:29.641	2	54.439	29.224	49.182	2:12.845
7	51.358	29.209	48.426	2:08.993	3	56.805	28.080	52.381	2:17.266
8	1:00.891	35.291	1:06.716	2:42.898	4	54.073	29.317	52.689	2:16.079
8 Zachary WATSON (QLD) (6th)					5	50.310	27.471	48.093	2:05.874
1	1:22.498	35.364	52.890	2:50.752	6	57.430	30.045	55.569	2:23.044
2	49.682	27.255	45.559	2:02.496	7	51.141	27.481	49.457	2:08.079
3	47.387	27.233	46.790	2:01.410	8	51.068	28.144	50.377	2:09.589
4	48.727	27.981	46.661	2:03.369	9	58.382	30.437	55.840	2:24.659
5	49.181	27.836	49.752	2:06.769	23 Levi ROGERS (QLD) (12th)				
6	45.507	25.975	44.556	1:56.038	1	1:35.393	39.197	58.134	3:12.724
7	51.658	27.985	48.891	2:08.534	2	52.543	28.842	48.317	2:09.702

Scott Laing
 Chief Timekeeper - Scott Laing

Mark Hancock
 Race Director - Mark Hancock





Round 7
MX Farm - Gympie - Qld
11 August 2024

THOR

THOR MX1
Practice/Qualifying

Date: 11/08/24
 Event: Q05
 Weather: Partly Cloudy - Temp: 19.3C
 Track: Good

Started at: 09:22:59
 Laps: 20 Min
 Starters: 36
 Posted at: 9:49 AM

PROVISIONAL SECTOR TIMES

Lap	Sector 1	Sector 2	Sector 3	Lap Time	Lap	Sector 1	Sector 2	Sector 3	Lap Time
3	51.000	27.305	45.551	2:03.856	32 Joel CIGLIANO (NSW) (29th)				
4	1:02.228	30.400	56.870	2:29.498	1	1:38.109	41.259	57.984	3:17.352
5	51.220	29.550	58.997	2:19.767	2	55.839	29.372	49.244	2:14.455
6	47.773	26.428	44.980	1:59.181	3	53.795	28.932	51.383	2:14.110
7	56.326	29.389	48.919	2:14.634	4	1:07.789	32.355	1:03.087	2:43.231
8	46.799	26.683	44.454	1:57.936	5	50.697	28.610	49.154	2:08.461
9	53.710	29.643	53.251	2:16.604	6	51.276	28.385	47.802	2:07.463
24 Brett METCALFE (SA) (8th)					7	1:11.076	35.604	1:00.773	2:47.453
1	2:19.274	43.010	1:00.739	4:03.023	8	50.912	27.737	48.135	2:06.784
2	1:28.581	29.185	48.781	2:46.547	9	1:07.649	32.678	55.380	2:35.707
3	52.580	27.968	49.943	2:10.491	40 Kye ORCHARD (QLD) (28th)				
4	50.218	27.954	48.923	2:07.095	1	1:51.895	46.624	1:07.865	3:46.384
5	46.198	27.046	53.626	2:06.870	2	59.544	31.052	53.744	2:24.340
6	46.305	26.289	44.515	1:57.109	3	53.756	30.331	52.240	2:16.327
7	56.028	27.618	50.221	2:13.867	4	53.557	29.004	53.083	2:15.644
8	46.225	26.368	44.542	1:57.135	5	50.664	28.017	47.980	2:06.661
9	1:49.223	29.179	50.078	3:08.480	6	1:09.556	32.561	1:02.781	2:44.898
27 Liam ATKINSON (QLD) (19th)					7	49.795	28.961	48.898	2:07.654
1	1:59.311	45.429	1:04.977	3:49.717	8	1:11.882	30.408	58.904	2:41.194
2	51.223	27.682	47.010	2:05.915	45 Hayden MELLROSS (NSW) (15th)				
3	59.698	29.937	52.256	2:21.891	1	1:44.779	42.446	1:01.558	3:28.783
4	49.065	29.162	59.730	2:17.957	2	54.653	30.100	50.633	2:15.386
5	47.395	26.919	47.249	2:01.563	3	51.867	28.502	49.314	2:09.683
6	48.157	27.109	46.084	2:01.350	4	48.759	27.252	51.889	2:07.900
7	1:08.743	35.330	54.981	2:39.054	5	49.748	26.949	46.542	2:03.239
8	47.263	27.216	47.820	2:02.299	6	1:01.082	28.029	52.172	2:21.283
9	1:44.162	33.931	56.480	3:14.573	7	47.976	26.723	46.461	2:01.160
28 Cooper HOLROYD (NSW) (17th)					8	1:02.061	31.140	54.124	2:27.325
1	1:30.227	38.330	58.406	3:06.963	9	47.474	26.902	46.495	2:00.871
2	55.026	28.737	51.150	2:14.913	47 Todd WATERS (QLD) (10th)				
3	50.784	28.893	48.873	2:08.550	1	1:25.159	37.735	55.364	2:58.258
4	51.062	27.463	48.845	2:07.370	2	50.638	27.333	47.540	2:05.511
5	50.620	28.682	59.075	2:18.377	3	50.087	27.099	47.276	2:04.462
6	48.186	26.948	46.771	2:01.905	4	48.309	27.012	46.429	2:01.750
7	52.751	28.424	57.272	2:18.447	5	51.301	28.682	52.614	2:12.597
8	48.992	27.617	47.836	2:04.445	6	46.114	26.448	45.122	1:57.684
9	50.899	28.751	49.986	2:09.636	7	54.498	28.543	48.008	2:11.049
					8	46.498	26.649	45.699	1:58.846

Scott Laing
 Chief Timekeeper - Scott Laing

Mark Hancock
 Race Director - Mark Hancock





Round 7
MX Farm - Gympie - Qld
11 August 2024

THOR

THOR MX1
Practice/Qualifying

Date: 11/08/24
 Event: Q05
 Weather: Partly Cloudy - Temp: 19.3C
 Track: Good

Started at: 09:22:59
 Laps: 20 Min
 Starters: 36
 Posted at: 9:49 AM

PROVISIONAL SECTOR TIMES

Lap	Sector 1	Sector 2	Sector 3	Lap Time	Lap	Sector 1	Sector 2	Sector 3	Lap Time
9	49.061	27.687	50.138	2:06.886	6	49.454	27.024	47.081	2:03.559
10	46.041	26.678	45.083	1:57.802	7	53.988	28.381	50.970	2:13.339
49 Cody O'LOAN (QLD) (22th)					8	47.958	27.086	46.941	2:01.985
1	1:33.290	40.677	58.059	3:12.026	9	1:01.896	33.643	1:01.158	2:36.697
2	54.735	28.507	48.676	2:11.918	70 Ben NOVAK (NSW) (16th)				
3	50.118	29.236	48.893	2:08.247	1	1:37.870	42.791	1:00.958	3:21.619
4	52.254	30.625	50.383	2:13.262	2	58.390	31.854	52.119	2:22.363
5	48.549	27.990	47.568	2:04.107	3	1:35.462	27.523	50.863	2:53.848
6	48.341	27.405	46.871	2:02.617	4	51.766	30.905	53.614	2:16.285
7	1:15.668	35.121	48.351	2:39.140	5	48.767	26.940	47.076	2:02.783
8	49.074	27.260	47.506	2:03.840	6	51.298	28.850	50.352	2:10.500
9	49.029	27.563	48.416	2:05.008	7	49.447	27.176	47.021	2:03.644
51 Robbie MARSHALL (QLD) (26th)					8	48.265	26.674	46.961	2:01.900
1	1:27.571	38.105	57.555	3:03.231	9	1:37.948	28.592	50.156	2:56.696
2	54.649	28.402	48.383	2:11.434	71 Kane NOVAK (NSW) (35th)				
3	49.951	27.738	48.499	2:06.188	1	1:43.811	43.040	1:06.146	3:32.997
4	53.267	28.139	48.693	2:10.099	2	1:00.399	30.880	55.652	2:26.931
5	1:00.727	29.592	56.612	2:26.931	3	1:00.577	31.743	57.732	2:30.052
6	49.458	28.003	47.421	2:04.882	4	57.211	31.366	56.989	2:25.566
7	49.419	27.931	58.492	2:15.842	5	54.048	30.288	55.811	2:20.147
8	49.004	26.991	49.136	2:05.131	6	2:39.922	32.247	1:03.543	4:15.712
9	1:03.505	28.659	52.378	2:24.542	7	57.838	28.872	51.295	2:18.005
56 Riley STEPHENS (NSW) (30th)					8	1:09.267	30.915	57.682	2:37.864
1	1:36.233	42.508	57.486	3:16.227	79 Jacob SWEET (VIC) (20th)				
2	54.564	28.874	50.257	2:13.695	1	1:40.482	41.170	58.018	3:19.670
3	52.808	29.063	54.699	2:16.570	2	53.097	27.798	48.818	2:09.713
4	1:12.776	30.466	54.310	2:37.552	3	50.264	27.457	47.526	2:05.247
5	49.916	27.886	49.230	2:07.032	4	55.252	29.993	49.157	2:14.402
6	1:09.003	31.093	58.795	2:38.891	5	54.204	28.005	49.988	2:12.197
7	51.207	28.520	51.466	2:11.193	6	48.794	26.980	46.723	2:02.497
8	1:02.931	32.494	1:23.149	2:58.574	7	1:02.171	32.227	56.060	2:30.458
69 Lochie LATIMER (QLD) (18th)					8	48.723	26.565	46.821	2:02.109
1	2:17.963	35.946	1:00.890	3:54.799	84 Siegah WARD (SA) (21th)				
2	55.539	29.445	52.018	2:17.002	1	1:55.174	45.769	1:03.445	3:44.388
3	58.188	28.760	57.491	2:24.439	2	1:00.539	30.850	53.604	2:24.993
4	51.542	28.000	52.896	2:12.438	3	53.393	30.691	51.968	2:16.052
5	49.765	26.857	47.073	2:03.695	4	58.728	30.613	56.138	2:25.479

Scott Laing
 Chief Timekeeper - Scott Laing

Mark Hancock
 Race Director - Mark Hancock





Round 7
MX Farm - Gympie - Qld
11 August 2024

THOR

THOR MX1
Practice/Qualifying

Date: 11/08/24
 Event: Q05
 Weather: Partly Cloudy - Temp: 19.3C
 Track: Good

Started at: 09:22:59
 Laps: 20 Min
 Starters: 36
 Posted at: 9:49 AM

PROVISIONAL SECTOR TIMES

Lap	Sector 1	Sector 2	Sector 3	Lap Time	Lap	Sector 1	Sector 2	Sector 3	Lap Time
5	48.812	27.626	47.987	2:04.425	3	1:01.782	26.561	48.656	2:16.999
6	48.888	27.979	47.734	2:04.601	4	49.076	27.770	49.010	2:05.856
7	1:07.528	30.265	56.285	2:34.078	5	49.171	27.083	47.050	2:03.304
8	57.513	28.901	49.501	2:15.915	6	53.878	27.624	58.246	2:19.748
9	47.919	27.143	47.101	2:02.163	7	46.616	26.094	44.137	1:56.847
					8	47.595	28.492	55.888	2:11.975
					9	46.086	25.858	46.425	1:58.369
86 Jett KIPPS (VIC) (32th)					162 Luke ZIELINSKI (QLD) (13th)				
1	1:40.581	43.487	1:02.129	3:26.197	1	1:26.759	38.612	56.430	3:01.801
2	56.449	30.573	53.228	2:20.250	2	50.584	28.353	47.603	2:06.540
3	58.098	29.453	51.713	2:19.264	3	48.601	27.121	47.236	2:02.958
4	1:39.372	28.841	55.000	3:03.213	4	50.238	28.116	47.578	2:05.932
5	52.053	28.356	50.062	2:10.471	5	50.280	28.526	52.356	2:11.162
6	1:41.411	29.263	53.300	3:03.974	6	47.177	26.391	45.525	1:59.093
7	51.133	30.092	53.879	2:15.104	7	1:50.368	29.857	53.512	3:13.737
8	51.405	28.774	51.422	2:11.601	8	48.038	26.676	46.447	2:01.161
					9	1:02.940	28.484	54.043	2:25.467
96 Kyle WEBSTER (VIC) (2nd)					174 Sam LARSEN (QLD) (23th)				
1	1:31.488	39.423	1:00.046	3:10.957	1	1:34.235	40.510	58.764	3:13.509
2	52.463	28.927	47.749	2:09.139	2	55.122	29.265	50.140	2:14.527
3	47.643	26.286	48.012	2:01.941	3	53.002	28.850	49.085	2:10.937
4	49.762	27.712	46.652	2:04.126	4	55.467	30.668	57.305	2:23.440
5	53.734	28.731	53.311	2:15.776	5	50.558	27.189	47.165	2:04.912
6	45.548	26.612	43.298	1:55.458	6	48.968	27.288	46.709	2:02.965
7	56.130	29.567	50.463	2:16.160	7	1:09.523	29.880	52.570	2:31.973
8	45.593	26.055	43.885	1:55.533	8	49.264	27.531	47.349	2:04.144
9	59.981	26.547	44.368	2:10.896	9	49.263	27.082	48.276	2:04.621
10	44.750	25.904	43.635	1:54.289					
132 Andrew WILKSCH (VIC) (25th)					199 Nathan CRAWFORD (QLD) (5th)				
1	1:53.034	47.329	1:08.602	3:48.965	1	1:26.914	38.028	57.454	3:02.396
2	59.073	56.713	47.549	2:43.335	2	52.694	28.101	47.187	2:07.982
3	49.774	28.065	48.697	2:06.536	3	49.552	27.601	46.183	2:03.336
4	56.214	34.982	51.815	2:23.011	4	49.034	28.166	48.801	2:06.001
5	49.338	28.842	47.168	2:05.348	5	51.610	27.466	54.215	2:13.291
6	57.817	28.856	47.788	2:14.461	6	46.653	25.536	43.485	1:55.674
7	48.862	28.791	1:13.025	2:30.678	7	51.645	28.053	50.272	2:09.970
8	49.056	27.907	46.713	2:03.676	8	46.016	26.764	49.519	2:02.299
145 Maximus PURVIS (VIC) (7th)					199 Nathan CRAWFORD (QLD) (5th)				
1	1:48.025	40.444	59.127	3:27.596	9	45.456	26.096	51.374	2:02.926
2	53.360	28.042	48.982	2:10.384	10	45.826	25.641	44.087	1:55.554

Scott Laing
 Chief Timekeeper - Scott Laing

Mark Hancock
 Race Director - Mark Hancock



www.computime.com.au
 COMPUTIME RACE TIMING SYSTEMS PTY LTD





Round 7
MX Farm - Gympie - Qld
11 August 2024

THOR

THOR MX1
Practice/Qualifying

Date: 11/08/24
 Event: Q05
 Weather: Partly Cloudy - Temp: 19.3C
 Track: Good

Started at: 09:22:59
 Laps: 20 Min
 Starters: 36
 Posted at: 9:49 AM


PROVISIONAL SECTOR TIMES

Lap	Sector 1	Sector 2	Sector 3	Lap Time	Lap	Sector 1	Sector 2	Sector 3	Lap Time
215 Liam JACKSON (QLD) (14th)					1	1:39.093	42.203	57.924	3:19.220
1	1:28.542	39.459	57.052	3:05.053	2	1:05.401	31.922	52.501	2:29.824
2	55.258	28.330	49.901	2:13.489	3	58.510	29.131	1:04.605	2:32.246
3	53.487	27.894	49.421	2:10.802	4	49.225	28.677	48.887	2:06.789
4	58.137	29.656	54.826	2:22.619	5	58.257	28.805	48.646	2:15.708
5	53.071	28.438	49.559	2:11.068	6	51.435	27.852	47.903	2:07.190
6	48.518	26.823	46.679	2:02.020	7	49.321	27.390	46.723	2:03.434
7	48.878	26.951	47.858	2:03.687	8	1:03.240	32.115	58.072	2:33.427
8	48.319	26.379	45.779	2:00.477	9	48.754	27.203	47.424	2:03.381
9	57.103	29.272	59.590	2:25.965					
					485 Caleb WARD (QLD) (9th)				
					1	1:25.621	38.292	58.989	3:02.902
231 James DAVISON (NSW) (36th)					2	52.823	28.657	47.595	2:09.075
1	1:37.047	38.802	1:02.123	3:17.972	3	50.356	27.784	47.297	2:05.437
2	56.664	28.808	53.459	2:18.931	4	48.232	27.419	49.813	2:05.464
3	55.316	28.099	53.935	2:17.350	5	49.950	27.931	54.338	2:12.219
4	56.363	29.394	54.527	2:20.284	6	46.742	26.571	44.352	1:57.665
5	53.626	29.480	50.485	2:13.591	7	49.237	28.883	53.234	2:11.354
6	1:53.933	34.016	58.646	3:26.595	8	47.573	26.782	45.205	1:59.560
7	52.487	28.887	51.596	2:12.970	9	46.484	28.700	1:28.112	2:43.296
8	1:09.046	33.981	59.056	2:42.083					
					751 Tony CORVASCE (QLD) (34th)				
241 Levi SAYER (NSW) (33th)					1	1:48.869	45.087	1:08.129	3:42.085
1	1:39.159	42.569	1:01.171	3:22.899	2	1:01.916	29.575	53.087	2:24.578
2	55.971	31.628	52.194	2:19.793	3	53.792	29.060	49.730	2:12.582
3	59.982	29.661	51.380	2:21.023	4	58.921	30.488	55.785	2:25.194
4	58.256	30.147	55.372	2:23.775	5	1:36.354	33.627	59.471	3:09.452
5	51.295	28.378	51.425	2:11.098	6	55.492	29.270	53.149	2:17.911
6	58.620	30.314	54.905	2:23.839	7	52.410	29.655	52.492	2:14.557
7	1:10.630	29.790	53.447	2:33.867	8	1:05.161	31.399	59.560	2:36.120
8	53.993	29.131	51.628	2:14.752					
9	52.623	29.367	50.855	2:12.845					
415 Cody SCHAT (QLD) (24th)									

*** Riders 27 (Liam ATKINSON (QLD)) and 231 (James DAVISON (NSW)) - 3 position penalties imposed by Clerk of Course for jumping on lap 1 ***

*** ALL RIDERS QUALIFY. TOP 10 RIDERS PROGRESS TO SUPERPOLE ***

The results are provisional until the end of the time limit for protests and appeals.


 Chief Timekeeper - Scott Laing


 Race Director - Mark Hancock





Round 7
MX Farm - Gympie - Qld
11 August 2024

THOR

THOR MX1
Practice/Qualifying

Date: 11/08/24
 Event: Q05
 Weather: Partly Cloudy - Temp: 19.3C
 Track: Good

Started at: 09:22:59
 Laps: 20 Min
 Starters: 36
 Posted at: 9:49 AM

PROVISIONAL FASTEST LAPS SEQUENCE

Race Time	No	Name	Machine	Fastest Lap	On Lap
4:53.248	8	Zachary WATSON (QLD)	Husqvarna FC 450	2:02.496	2
6:54.658	8	Zachary WATSON (QLD)	Husqvarna FC 450	2:01.410	3
7:04.712	14	Jed BEATON (VIC)	Yamaha YZF 450	1:59.578	3
9:03.486	14	Jed BEATON (VIC)	Yamaha YZF 450	1:58.774	4
13:00.834	8	Zachary WATSON (QLD)	Husqvarna FC 450	1:56.038	6
13:17.384	14	Jed BEATON (VIC)	Yamaha YZF 450	1:55.935	6
13:21.701	4	Luke CLOUT (NSW)	Kawasaki KX 450	1:55.885	6
13:22.966	5	Kirk GIBBS (QLD)	GasGas MC 450	1:55.331	6
17:45.347	4	Luke CLOUT (NSW)	Kawasaki KX 450	1:55.111	8
19:56.549	14	Jed BEATON (VIC)	Yamaha YZF 450	1:54.165	9

*** Riders 27 (Liam ATKINSON (QLD)) and 231 (James DAVISON (NSW)) - 3 position penalties imposed by Clerk of Course for jumping on lap 1 ***

*** ALL RIDERS QUALIFY. TOP 10 RIDERS PROGRESS TO SUPERPOLE ***

The results are provisional until the end of the time limit for protests and appeals.


 Chief Timekeeper - Scott Laing


 Race Director - Mark Hancock





Round 7
MX Farm - Gympie - Qld
11 August 2024

THOR

THOR MX1
Practice/Qualifying

Date: 11/08/24
 Event: Q05
 Weather: Partly Cloudy - Temp: 19.3C
 Track: Good

Started at: 09:22:59
 Laps: 20 Min
 Starters: 36
 Posted at: 9:49 AM


PROVISIONAL BEST SECTOR TIMES

Sector 1			Sector 2			Sector 3			Lap	
Pos	Name	Time	Name	Time	Name	Time	Name	Ideal	Fastest	
1	J. BEATON	44.535	N. CRAWFORD	25.536	K. WEBSTER	43.298	K. WEBSTER	1:53.952	1:54.289	
2	K. WEBSTER	44.750	K. GIBBS	25.686	N. CRAWFORD	43.485	J. BEATON	1:54.165	1:54.165	
3	L. CLOUT	45.275	L. CLOUT	25.811	J. BEATON	43.768	N. CRAWFORD	1:54.477	1:55.554	
4	N. CRAWFORD	45.456	M. PURVIS	25.858	K. GIBBS	43.867	L. CLOUT	1:55.020	1:55.111	
5	K. GIBBS	45.486	J. BEATON	25.862	L. CLOUT	43.934	K. GIBBS	1:55.039	1:55.331	
6	Z. WATSON	45.507	K. WEBSTER	25.904	M. PURVIS	44.137	Z. WATSON	1:56.038	1:56.038	
7	W. TODD	46.033	Z. WATSON	25.975	W. TODD	44.301	M. PURVIS	1:56.081	1:56.847	
8	T. WATERS	46.041	B. METCALFE	26.289	C. WARD	44.352	W. TODD	1:56.775	1:57.857	
9	M. PURVIS	46.086	L. JACKSON	26.379	L. ROGERS	44.454	B. METCALFE	1:57.002	1:57.109	
10	B. METCALFE	46.198	L. ZIELINSKI	26.391	B. METCALFE	44.515	C. WARD	1:57.407	1:57.665	
11	C. WARD	46.484	L. ROGERS	26.428	Z. WATSON	44.556	T. WATERS	1:57.572	1:57.684	
12	L. ROGERS	46.799	W. TODD	26.441	T. WATERS	45.083	L. ROGERS	1:57.681	1:57.936	
13	L. ZIELINSKI	47.177	T. WATERS	26.448	L. ZIELINSKI	45.525	L. ZIELINSKI	1:59.093	1:59.093	
14	L. ATKINSON	47.263	J. SWEET	26.565	L. JACKSON	45.779	L. ATKINSON	2:00.266	2:01.350	
15	H. MELLROSS	47.474	C. WARD	26.571	L. ATKINSON	46.084	L. JACKSON	2:00.477	2:00.477	
16	S. WARD	47.919	B. NOVAK	26.674	H. MELLROSS	46.461	H. MELLROSS	2:00.658	2:00.871	
17	L. LATIMER	47.958	H. MELLROSS	26.723	S. LARSEN	46.709	L. LATIMER	2:01.756	2:01.985	
18	C. HOLROYD	48.186	L. LATIMER	26.857	A. WILKSCH	46.713	B. NOVAK	2:01.900	2:01.900	
19	B. NOVAK	48.265	L. ATKINSON	26.919	C. SCHAT	46.723	C. HOLROYD	2:01.905	2:01.905	
20	L. JACKSON	48.319	C. HOLROYD	26.948	J. SWEET	46.723	J. SWEET	2:02.011	2:02.109	
21	C. O'LOAN	48.341	R. MARSHALL	26.991	C. HOLROYD	46.771	S. WARD	2:02.163	2:02.163	
22	J. SWEET	48.723	S. LARSEN	27.082	C. O'LOAN	46.871	C. O'LOAN	2:02.472	2:02.617	
23	C. SCHAT	48.754	S. WARD	27.143	L. LATIMER	46.941	C. SCHAT	2:02.680	2:03.381	
24	A. WILKSCH	48.862	C. SCHAT	27.203	B. NOVAK	46.961	S. LARSEN	2:02.759	2:02.965	
25	S. LARSEN	48.968	C. O'LOAN	27.260	S. WARD	47.101	R. MARSHALL	2:03.416	2:04.882	
26	R. MARSHALL	49.004	J. BISHOP	27.471	R. MARSHALL	47.421	A. WILKSCH	2:03.482	2:03.676	
27	K. ORCHARD	49.795	J. CIGLIANO	27.737	J. CIGLIANO	47.802	K. ORCHARD	2:05.792	2:06.661	
28	R. STEPHENS	49.916	R. STEPHENS	27.886	K. ORCHARD	47.980	J. BISHOP	2:05.874	2:05.874	
29	J. BISHOP	50.310	A. WILKSCH	27.907	J. BISHOP	48.093	J. CIGLIANO	2:06.236	2:06.784	
30	J. CIGLIANO	50.697	K. ORCHARD	28.017	H. FOSTER	48.426	R. STEPHENS	2:07.032	2:07.032	
31	J. KIPPS	51.133	J. DAVISON	28.099	R. STEPHENS	49.230	H. FOSTER	2:08.615	2:08.993	
32	L. SAYER	51.295	J. KIPPS	28.356	T. CORVASCE	49.730	J. KIPPS	2:09.551	2:10.471	
33	H. FOSTER	51.358	L. SAYER	28.378	J. KIPPS	50.062	L. SAYER	2:10.528	2:11.098	
34	T. CORVASCE	52.410	H. FOSTER	28.831	J. DAVISON	50.485	J. DAVISON	2:11.071	2:12.970	
35	J. DAVISON	52.487	K. NOVAK	28.872	L. SAYER	50.855	T. CORVASCE	2:11.200	2:14.557	
36	K. NOVAK	54.048	T. CORVASCE	29.060	K. NOVAK	51.295	K. NOVAK	2:14.215	2:18.005	

*** Riders 27 (Liam ATKINSON (QLD)) and 231 (James DAVISON (NSW)) - 3 position penalties imposed by Clerk of Course for jumping on lap 1 ***

*** ALL RIDERS QUALIFY. TOP 10 RIDERS PROGRESS TO SUPERPOLE ***

The results are provisional until the end of the time limit for protests and appeals.


 Chief Timekeeper - Scott Laing


 Race Director - Mark Hancock





Round 7
MX Farm - Gympie - Qld
11 August 2024

THOR

THOR MX1
Practice/Qualifying

Date: 11/08/24
 Event: Q05
 Weather: Partly Cloudy - Temp: 19.3C
 Track: Good

Started at: 09:22:59
 Laps: 20 Min
 Starters: 36
 Posted at: 9:49 AM

PROVISIONAL RACE INFORMATION

Time	Description
09:22:59	Event Start
09:28:30	Rider 27 (Liam ATKINSON), 231 (James DAVISON) - 3 POSITION PENALTY - JUMPING
09:33:00	Qualifying has started
09:43:09	Chequered Flag
09:45:41	Event Finish

*** Riders 27 (Liam ATKINSON (QLD)) and 231 (James DAVISON (NSW)) - 3 position penalties imposed by Clerk of Course for jumping on lap 1 ***

*** ALL RIDERS QUALIFY. TOP 10 RIDERS PROGRESS TO SUPERPOLE ***

The results are provisional until the end of the time limit for protests and appeals.



Scott Laing
 Chief Timekeeper - Scott Laing

Mark Hancock
 Race Director - Mark Hancock

www.computime.com.au
COMPUTIME RACE TIMING SYSTEMS PTY LTD

